

The Parents' Guide to Google Classroom Using a School Device



What is Google Classroom?

Google Classroom is your child's digital link to learning.

Teachers use Google Classroom to share assignments, homework, newsletters
and much more with students AND parents!

Getting Started

Your child has been provided with a secure login and password that is unique to them.

Check with his/her teacher to obtain this private information OR ask them to add you as a parent via email.

Student login example:

Sample Username: 22johnd321@harnettstudents.org

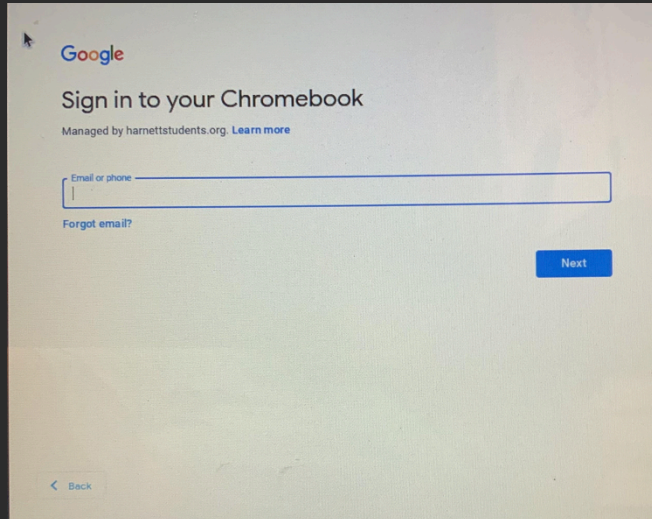
The year your child was born +18 (ex: 2004 +18=22)

Your student's first name=Ex: John

The month and day your student was born= Ex: March 21 would be 321

Password: Most should be their student number. It must be at least 8 digits.

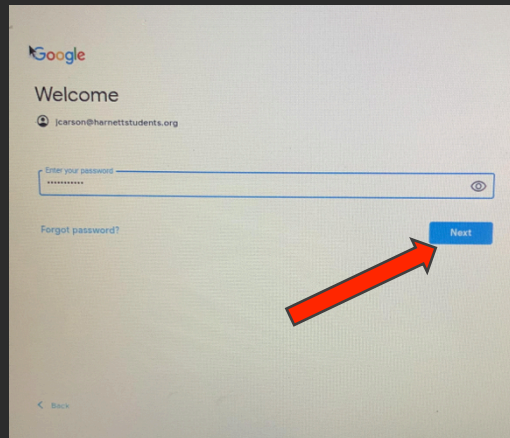
Getting Started



The screenshot shows the Google sign-in interface for a Chromebook. At the top left is the Google logo. Below it, the text "Sign in to your Chromebook" is displayed, followed by "Managed by harnettstudents.org. [Learn more](#)". A text input field labeled "Email or phone" is in the center, with a cursor inside. Below the input field is a link that says "Forgot email?". To the right of the input field is a blue "Next" button. In the bottom left corner, there is a "< Back" link.

STEP 1: Type in email address and click NEXT.

Getting Started



STEP 2: Type in password and click NEXT.

Getting Started




STEP 3: Click on the Google Chrome browser icon.

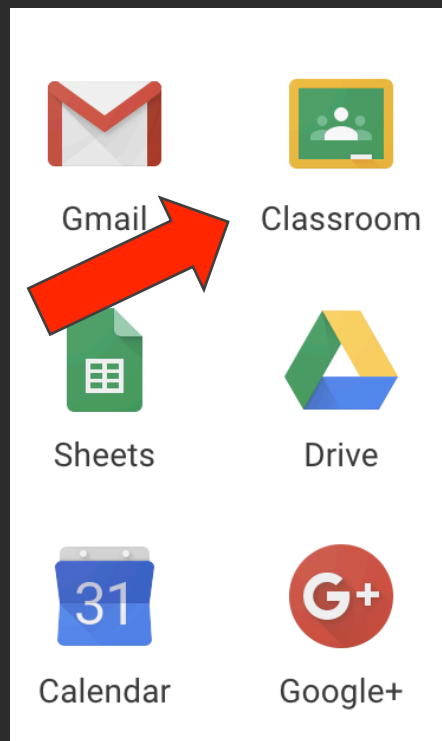
Getting Started

Gmail Images



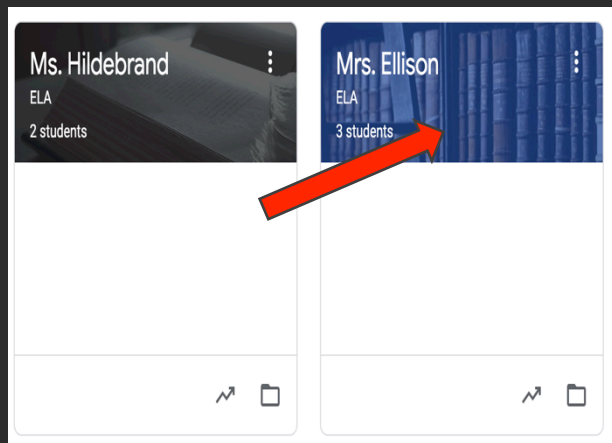
STEP 4: In the upper right hand corner click on the waffle 

Getting Started



STEP 5: On the drop down menu, click on Classroom.

You are in!





STEP 6: Click on the Google Classroom you wish to view

Navigating Classroom



= High Interest for Parents

The screenshot shows the Classroom app interface for a class named '3rd hour Science'. The top navigation bar includes a menu icon (1), the class name (2), and tabs for Stream (3), Classwork (4), and People (5). On the right, there are icons for a grid of apps (6) and a user profile (7). The main content area features a class banner with the title '3rd hour Science' and an illustration of tools. Below the banner, there is an 'Upcoming' section (8) with a post about work due soon and a 'View all' link. A section (9) allows users to view class updates and connect with their class, with an option to see when new assignments are posted.

- 1 Menu of Classes
- 2 Current Class
- 3 Announcements Page
- 4 Assignments 
- 5 Teacher(s) & Classmates
- 6 Waffle Button (App Directory)
- 7 Your account
- 8 Upcoming Assignments 
- 9 Updates from your teacher

Assignment Details

The screenshot shows a Google Classroom page for a class. At the top, there are tabs for 'Stream', 'Classwork' (highlighted with a pink circle 1), and 'People'. Below the tabs, there are links for 'View your work' (pink circle 2), 'Google Calendar' (pink circle 3), and 'Class Drive folder' (pink circle 4). On the left sidebar, there are links for 'All topics' (pink circle 5), 'Benchmark Tests', 'Daily Lesson Files', 'Assessments', 'Back to School', and 'Resources'. The main content area shows a 'Benchmark Tests' section with a card for 'STAR Math Benchmark Test - BOY' due on Sep 3. Below that is a 'Daily Lesson Files' section with a card for 'For the Week of September 2 - 6' (pink circle 7) due today (pink circle 8). This card is marked as 'Assigned' (pink circle 9) and shows a list of daily lessons: Monday - NO SCHOOL (Labor Day), Tuesday - Multistep Equations (Also STAR Math Benchmark), Wednesday - Variables on Both Sides, Thursday - Infinite & No Solution Equations, and Friday - Algebraic Proportions. Below the list are four PDF thumbnails: 'Day 1 - Multistep Equatio...' (pink circle 10), 'Day 2 - Variables on Both...', 'Day 3 - Infinite & No Solu...', and 'Day 4 - Algebraic Propor...'. At the bottom of the assignment card is a 'View Assignment' link (pink circle 11).

1 Classwork Tab

2 See your Grades

3 See Due Dates

4 View your files

5 Topics available

6 Topic Headings

7 Assignment Title

8 Assignment Due Date

9 Assignment Status

10 Attached files/links

11 Click to view assignment

[Click here](#) to access an directions for submitting assignments and more.





GOOGLE APPS

allow you to edit Google
assignments from
any device that is connected
to the internet!



Download on the
App Store



GET IT ON
Google Play

QUESTIONS

Please email me at
tgenthe@harnett.k12.nc.us or you can
directly email your child's teacher from the
[Teacher page](#) on our school website.

